

PRODUCT DATA SHEET

sullus[®]
security systems



EPS-5 camlock cylinder MB23G (factory profile)

SKU EV.EPS5.BK.MB23G
Producer No. EPS5 MB23G

EVVA EPS-5 factory profile (Extended Profile System) is a proven, conventional locking system developed on the tumbler or locking pin principle. The system is characterised by high wear resistance. The exact key centring due to the special profile rib construction ensures that the key can be inserted without any problems. It is a patented, multiple overlapping key profile and the authorization check is carried out on several security levels.

EPS reliably protects private homes, but is also a frequently and gladly used access system in clearly structured locking systems, such as in office buildings, restaurants or residential buildings.

Measurements

- clamping dimension (H7233): 26,4 mm
- installation depth: 31,4 mm
- mounting hole: Ø 22,5 mm lateral reduced to 18 mm
- cylinder front: Ø 24,8 mm

Technical characteristics

- compact design
- spring-loaded pin system with 5 active, spring-loaded sensing elements and up to 20 additional side codings
- integrated manipulation control of the key in the cylinder
- locking authorisation query by means of core rib profiling and profile locking bar, which is controlled spring-free via a curve in the body
- carbide elements against drilling in the core
- high wear resistance
- locking path: 90°, lever adjustable in 45° steps by 360 degrees
- secured against rotation by means of surfaces on both sides of the cylinder
- for material thickness up to 17 mm
- with thread M22 for mounting nut SW27
- cylinder fixed at the rear with hexagon nut (SW27)
- lever fastening with 2 screws on the rear side
- patent protection until 2041

Execution

- conventional locking system
- length profile system with large key cross-sections
- patented, multiple overlapping key profile
- vertical, easy key insertion
- locking by closing lever
- key can only be removed when closed
- base material: brass
- closing lever: steel, blue galvanized
- combination with electronic locking system possible

Options / Special equipment

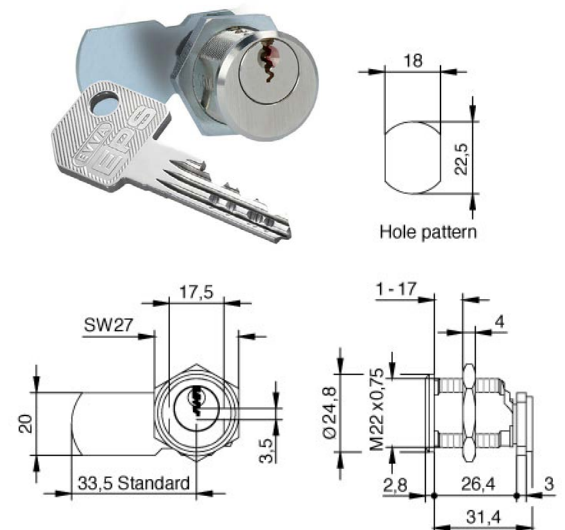
- different closing lever variants (standard closing lever H7233: 33 mm)

Operational area

- wooden and tin boxes
- mailboxes with medium cylinder punching
- showcase locks, key boxes, wardrobe boxes/lockers, cupboards
- office building
- gastronomy
- residences
- for clearly structured locking systems

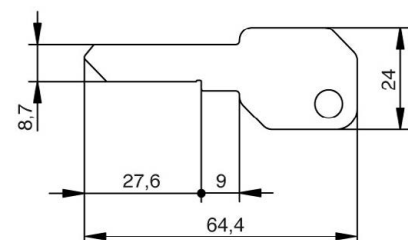
Scope of delivery

- camlock cylinder / lever cylinder MB23G incl. 2 or more keys
- selected closing lever, mounted
- fixing nut M22
- security card



Key

- key thickness: 2,3 mm
- serrated key made of special resistant nickel silver alloy
- exact key centring: easy insertion of the key thanks to the special profile rib construction
- with large key cross-sections
- very resistant, low wear
- optional: key with design cap *, key with extended key neck *



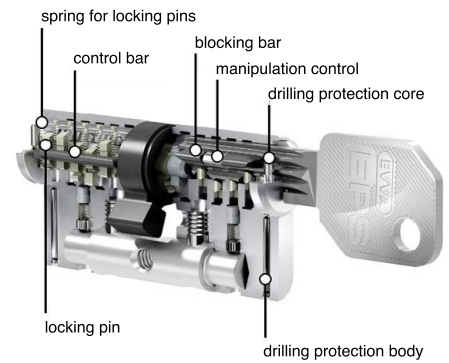
Technical details

EPS is a spring-loaded pin system with 5 active, spring-loaded, sensing elements which offers up to 20 additional side codes. The integrated manipulation control of the key in the cylinder as well as the double-acting locking pins ensure good security.

EPS-5 consists of a length and a transverse profile as well as a pin system - this results in 3 security levels.

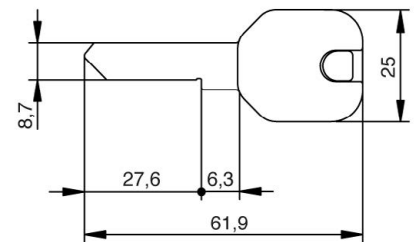
The control is carried out in the cylinder core when the key is inserted into the keyway - using the core rib profiling and a profile locking bar, which is controlled springlessly via a curve in the body.

The system is characterized by high wear resistance. The exact key centring due to the special profile rib construction ensures easy insertion of the key.



Key with design cap

- colours: black, blue and red, yellow, green and white
- material thickness design cap: 7,2 mm
- plastic caps for special design requirements for the keys
- ergonomic design and high quality for better haptics
- easy optical differentiation
- simple management of locking systems through colour assignment
- consecutive numbering of the key (key with the same locking authorisation receives a consecutive number)
- use exclusively for EVVA keys
- factory assembly, subsequent opening and retrofitting is not possible



Key with extended key neck

- specially shaped key
- for use with armoured fittings



* this selection extends the delivery time