

# PRODUCT DATA SHEET



## EPS-5 half cylinder (factory profile) with ABUS padlock 86TI/45

**sullus**<sup>®</sup>  
security systems

SKU EV.EPS5.HZ.ABUS.VH86TI45

EVVA EPS-5 factory profile (Extended Profile System) is a proven, conventional locking system developed on the tumbler or locking pin principle. The system is characterised by high wear resistance. The exact key centring due to the special profile rib construction ensures that the key can be inserted without any problems. It is a patented, multiple overlapping key profile and the authorization check is carried out on several security levels.

EPS reliably protects private homes, but is also a frequently and gladly used access system in clearly structured locking systems, such as in office buildings, restaurants or residential buildings.

### Measurements

- standard shackle height: 32,5 mm
- shackle: Ø 8 mm
- case width: 46,5 mm
- length half cylinder: 32/10 mm

### Technical characteristics

- compact design
- spring-loaded pin system with 5 active, spring-loaded sensing elements and up to 20 additional side codings
- integrated manipulation control of the key in the cylinder
- locking authorisation query by means of core rib profiling and profile locking bar, which is controlled spring-free via a curve in the body
- cylinder with anti-drilling protection: hardened HSS steel pins in the cylinder core, hardened steel ball to protect the connecting axis
- high wear resistance
- blocking path 90°
- certified according to DIN EN 1303:2015 160B0C6B
- patent protection until 2041

### Execution

- conventional locking system
- length profile system with large key cross-sections
- patented, multiple overlapping key profile
- vertical, easy key insertion
- solid lock body made of TITALIUM™, special aluminium - high security at low weight
- cylinder body: brass matt nickel plated, cylinder core: base material brass
- with hardened steel shackle with special NANO protect coating for very high corrosion protection
- key can only be removed when closed, positively locked by locking travel
- shackle locked on both sides
- combination with electronic locking system possible

### Options / Special equipment

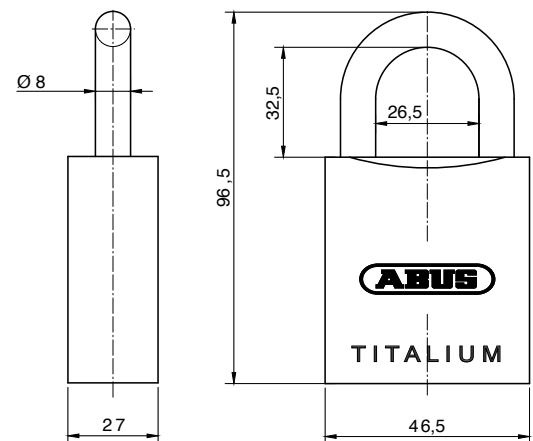
- different shackle height (39,5 mm = 86TI/55)
- SEW - seawater resistance for half cylinder \*

### Operational area

- indoor, conditionally for outdoor usage
- simple doors that are locked with a hold-up
- roller shutters, cabinet systems, barrier fences
- cellar and lattice boxes, sheds, chain lock, etc.
- office building
- gastronomy
- housing estates
- for clearly structured locking systems

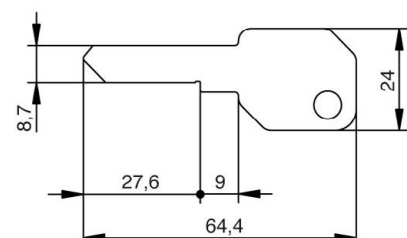
### Scope of delivery

- ABUS padlock 86TI/45 with EVVA half cylinder incl. 3 or more keys
- security card



### Key

- key thickness: 2,3 mm
- serrated key made of special resistant nickel silver alloy
- exact key centring: easy insertion of the key thanks to the special profile rib construction
- with large key cross-sections
- very resistant, low wear
- optional: key with design cap \*, key with extended key neck \*



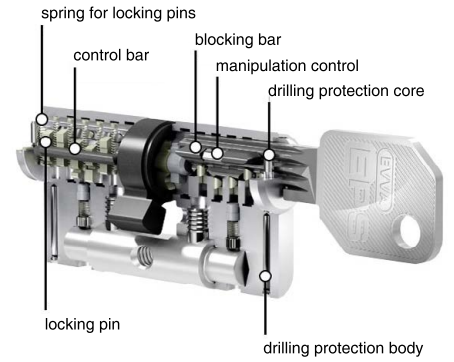
## Technical details

EPS is a spring-loaded pin system with 5 active, spring-loaded, sensing elements which offers up to 20 additional side codes. The integrated manipulation control of the key in the cylinder as well as the double-acting locking pins ensure good security.

EPS-5 consists of a length and a transverse profile as well as a pin system - this results in 3 security levels.

The control is carried out in the cylinder core when the key is inserted into the keyway - using the core rib profiling and a profile locking bar, which is controlled springlessly via a curve in the body.

The system is characterized by high wear resistance. The exact key centring due to the special profile rib construction ensures easy insertion of the key.

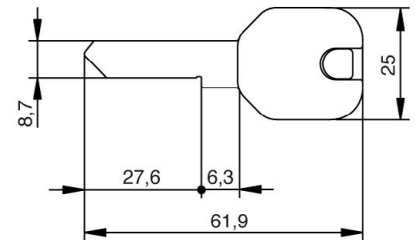


## The material TITALIUM™

The TITALIUM™ padlocks from security expert ABUS represent a new dimension in security! Manufactured from an innovative material, they stand for high security with a greatly reduced weight. The material TITALIUM™ is based on a light aluminium special alloy, which shines with its strong robustness and lightness at the same time. The special steel shackle is coated with NANO PROTECT™ for very high corrosion protection.

## Key with design cap

- colours: black, blue and red, yellow, green and white
- material thickness design cap: 7,2 mm
- plastic caps for special design requirements for the keys
- ergonomic design and high quality for better haptics
- easy optical differentiation
- simple management of locking systems through colour assignment
- consecutive numbering of the key (key with the same locking authorisation receives a consecutive number)
- use exclusively for EVVA keys
- factory assembly, subsequent opening and retrofitting is not possible



## Key with extended key neck

- specially shaped key
- for use with armoured fittings



\* this selection extends the delivery time