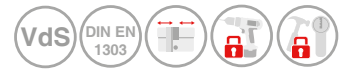


DORMAKABA expert cross benefits from a high level of security thanks to the sophisticated technology within the locking cylinder. DORMAKABA expert cross locking cylinders protect against the most common opening methods (picking and impact protection).

DORMAKABA expert cross locking cylinders are part of an ergonomically correct reversible key system, which means that the DORMAKABA reversible key is inserted vertically into the cylinder channel. The locking positions on each cylinder side are arranged in 4 rows radially around the key. The cylinder is thus reliably protected against illegal opening methods - even with modern tools. All locking elements are made of hardened and chemically nickel-plated steel. In addition, a 4 mm thick fixing screw made of hardened steel is fitted in the cylinder body on each side of the cylinder.

Technical characteristics

- technical and patent copy protection offer high key copy protection
- 4 radially arranged rows of hardened steel pins
- up to 22 pin pairs per cylinder side in several rows on 44 possible positions (over 907 billion possible lockings)
- spring-loaded pairs of locking elements made of hardened steel, chemically nickel plated
- standard drilling protection (hardened steel locking elements and a 4 mm thick stud screw made of hardened steel additionally on each cylinder side in the cylinder body)
- high security against picking and the impact method
- classic door cylinder in 17 mm Euro profile, core diameter: 15 mm
- modular system design
- tested according to DIN EN 1303:2015 locking security class 6, attack resistance class B in the optional lamella version or with protective fitting
- certifications: DIN 18252-82 | VdS class B and BZ | Kitemark
- other cylinder shapes: e.g. swiss round profile
- patent protection until 2033



Execution

- ergonomically correct reversible key, i.e. the DORMAKABA reversible key is inserted vertically into the cylinder channel
- easy key insertion due to new design of the locking elements
- cylinder body: nickel plated brass
- integration into electronic DORMAKABA locking systems with LEGIC clip possible at any time (retrofittable), mechanical lock remains unchanged

Options / Special equipment

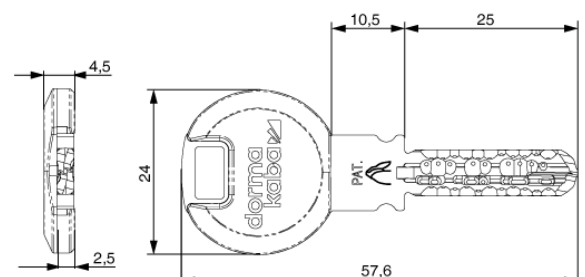
- different cylinder finishes
- increased drilling protection according to VdS B, increased drilling and pulling protection according to VdS BZ
- emergency and danger function (closing on both sides)
- freewheel (from 70 mm total length)
- weather protection
- long bow with and without key clip

Operational area

- private houses and apartments
- industry
- office building
- airports, hospitals
- flexibly usable for simple up to complex locking systems

Key

- key thickness: 2,5 mm
- reversible key made of high-quality nickel silver, low-wear
- reversible key that is technically difficult to copy
- the new coding on the tip of the key cannot be produced with conventional key cutting machines; if the coding is missing, a key cannot be inserted or turned
- high breaking resistance
- additional cross shaped recess with movable active element on the key and query in the cylinder (very high key copy protection)
- 3 different key types, standard key: smartkey (optional largekey, long bow)
- colour clip standard: dark blue (selectable from 12 colours)



Technical details

Investment security

Investment security and upward compatibility - in short, long service life and suitability for use of products once purchased - have always been an important issue for and a key differentiator of DORMAKABA.

The modular design and the possibility of retrofitting the locking system and equipping mechanical keys with RFID transponders guarantee flexibility and secure your investment for years to come.

DORMAKABA modular

The DORMAKABA modular system allows cylinders to be converted to other lengths or even other cylinder shapes on site with little effort. The locking system remains intact. The inserted cylinder cores (inserts) can easily be used in other cylinder designs (half cylinders, knob cylinders, camlock cylinders, etc.).

Organisational protection through security card

Every new DORMAKABA expert cross master key system and every standard cylinder is supplied with a security card containing all the security details of the system or lock. This card is used to order duplicate keys and to register and manage the master data of the master key system or lock.

International certifications

DORMAKABA expert cross is internationally certified several times against cylinder break-up by drilling, pulling, picking and bumping.

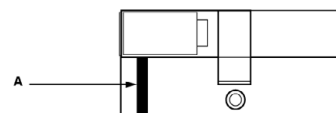
Versatility

The DORMAKABA expert cross system makes it possible to cover each user's individual authorizations within the locking plan hierarchy with a single key - for private or business use.

Security options

Standard drilling protection

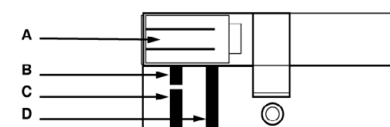
The standard drilling protection is achieved by standard hardened steel locking elements and a hardened insert fixing screw (A). This design complies with DIN EN 1303 attack resistance class B.



Increased drilling protection - VdS class B approval

By using additional steel elements in the body and insert, a higher resistance to drilling is achieved. Class B locking cylinders do not have an integrated pull-out protection. In combination with a tested core protection fitting, attack resistance class D is achieved.

- A = insert with two carbide length pins = BS
- B = tungsten carbide stud
- C = short insert fixing screw hardened at the front
- D = long insert fixing screw hardened at the rear



Increased drilling and pulling protection - VdS class BZ

By using additional steel elements in the body and insert, a higher resistance to drilling is achieved. The increased pulling protection values are achieved by means of a pulling protection pin.

The new DORMAKABA VdS cylinder protects against pulling even in tubular frame doors.

These cylinders can be used without protective fittings and achieve attack resistance class D without a tested core protection fitting.

- A = insert with carbide pins = BS
- B = tungsten carbide stud
- C = bible screw
- D = insert fixing screw hardened
- E = steel lamellas

