

EVVA EPS-5 factory profile (Extended Profile System) is a proven, conventional locking system developed on the locking elements or locking pin principle. The system is characterised by high wear resistance. The exact key centring due to the special profile rib construction ensures that the key can be inserted without any problems. It is a patented, multiple overlapping key profile and the authorization check is carried out on several security levels.

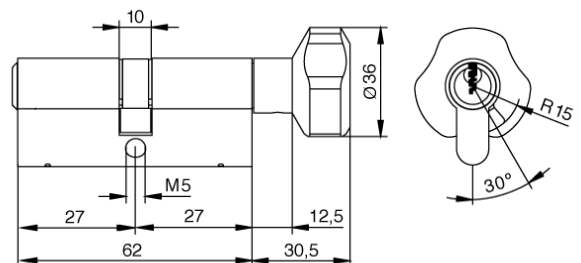
EPS reliably protects private homes, but is also a frequently and gladly used access system in clearly structured locking systems, such as in office buildings, restaurants or residential buildings.

Grundlänge

- from 27/27 mm
- max. up to 27/71 mm
- measured from the middle of cam
- extension in 5 mm steps
- The knob is always located on the inside of the cylinder.

Technical characteristics

- compact design
- spring-loaded pin system with 5 active, spring-loaded sensing elements and up to 20 additional side codings
- integrated manipulation control of the key in the cylinder
- locking authorisation query by means of core rib profiling and profile locking bar, which is controlled spring-free via a curve in the body
- carbide drilling protection on the outside in the core and body
- high wear resistance
- cam movement 360 degrees, cam removal position 30 degrees
- width of cam: 9,3 mm
- certified according to DIN EN 1303:2015 160B0C6B
- patent protection until 2041



Execution

- conventional locking system
- length profile system with large key cross-sections
- patented, multiple overlapping key profile
- vertical, easy key insertion
- cylinder body: brass matt nickel plated, cylinder core: base material brass
- lockable from the outside with key, inside with knob
- combination with electronic locking system possible

Options / Special equipment

- different cylinder finishes *
- different knob designs, standard form AK (optional: KK, GK or X1K)
- modular design

Operational area

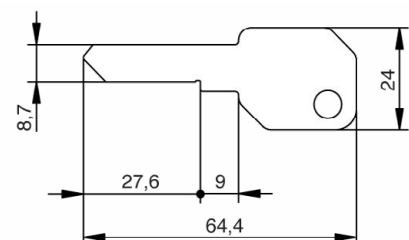
- front doors, connecting doors, office doors, interior doors, exterior doors, apartment doors, gates, wooden doors, etc.
- for tubular frame doors or aluminium doors
- suitable for mortise locks according to DIN, ÖNORM or locks with PZ perforation or according to standardised European standards
- office building
- gastronomy
- residences
- for clearly structured locking systems

Scope of delivery

- knob cylinder short incl. 3 or more keys
- fixing screw M5
- Security card

Key

- key thickness: 2,3 mm
- serrated key made of special resistant nickel silver alloy
- exact key centring: easy insertion of the key thanks to the special profile rib construction
- with large key cross-sections
- very resistant, low wear
- optional: key with design cap *, key with extended key neck *



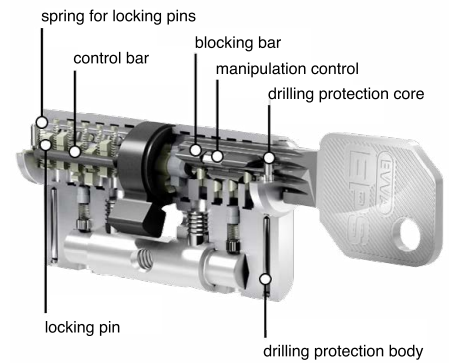
Technical details

EPS is a spring-loaded pin system with 5 active, spring-loaded, sensing elements which offers up to 20 additional side codes. The integrated manipulation control of the key in the cylinder as well as the double-acting locking pins ensure good security.

EPS-5 consists of a length and a transverse profile as well as a pin system - this results in 3 security levels.

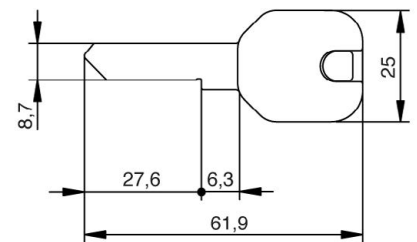
The control is carried out in the cylinder core when the key is inserted into the keyway - using the core rib profiling and a profile locking bar, which is controlled springlessly via a curve in the body.

The system is characterized by high wear resistance. The exact key centring due to the special profile rib construction ensures easy insertion of the key.



Key with design cap

- colours: black, blue and red, yellow, green and white
- material thickness design cap: 7,2 mm
- plastic caps for special design requirements for the keys
- ergonomic design and high quality for better haptics
- easy optical differentiation
- simple management of locking systems through colour assignment
- consecutive numbering of the key (key with the same locking authorisation receives a consecutive number)
- use exclusively for EVVA keys
- factory assembly, subsequent opening and retrofitting is not possible



Key with extended key neck

- specially shaped key
- for use with armoured fittings



* this selection extends the delivery time