



keyTec ON-tra+ half cylinder

SKU WINK.ONTRA+.HZ
Producer No. ON-tra+ 02

The reversible key system WINKHAUS keyTec ON-tra+ offers a very special comfort in key insertion. In addition to the convenient handling, the system has a high locking security, a standard drilling and picking protection and provides a high protection against manipulation.

The reversible key system keyTec ON-tra+ also has another technical security element in the form of WINKHAUS AZE protection. The additional interrogation unit in the cylinder in combination with the additional element mounted in the key promises extra security and flexibility and effectively protects against key duplication and manipulation.

Basic length

- from 30,7/9,2 mm
- measured from the middle of cam
- extension in 5 mm steps

Technical characteristics

- 6 spring-loaded solid pin locking elements on each side
- additional up to 14 springless controlled radial pins on 3 closing levels
- optimal protection through additional interrogation unit AZE protection
- 6-pin system in 5-pin dimension
- standard drilling and picking protection through hardened, stainless steel special pins
- high locking security due to tumblers, radial pins and catch pin on 3 locking levels
- cross-shaped groove at the core
- stainless steel core pins
- reinforced key insertion through special cylinder cores
- manufactured according to DIN 18252 and EN 1303
- patent protection until at least 2034

Execution

- reversible key system
- comfortable horizontal key insertion
- cylinder body: nickel plated
- one-piece locking cam made of sintered steel, non-toxic corrosion protection
- locking cam adjustable in 8 positions
- combination with electronic possible (mechatronic key or mechanical key with integrated transponder for the operation of electronic components double knob cylinder, access reader, door fitting)

Options / Special equipment

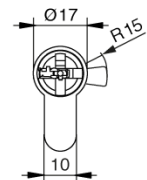
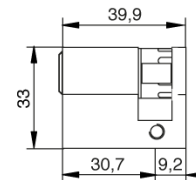
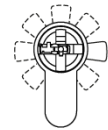
- different cylinder finishes *
- drilling protection *
- seawater resistant version *
- low-wear version (only in nickel) *

Operational area

- front doors, connecting doors, office doors, internal doors, external doors, apartment doors, gates, etc.
- mortise locks, garage door locks, key switches
- suitable for single-secured locking systems and small to medium locking systems
- for use in large objects with comprehensive locking hierarchies

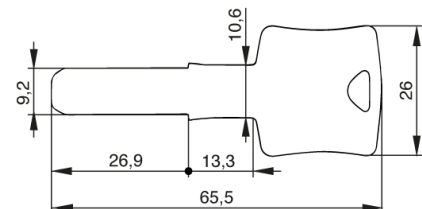
Scope of delivery

- half cylinder incl. 3 or more keys
- fixing screw
- Mounting tip: make sure that there is a projection of max. 3 mm when mounting!
- Security card



Key

- key thickness: 3,4 mm
- increased wear resistance due to nickel silver material
- ergonomically shaped key head for better grip
- 13,3 mm key shaft for the combination of all common safety fittings
- rounded key tip for better insertion comfort
- modern key design
- optimal protection through additional interrogation unit AZE protection



* this selection extends the delivery time